



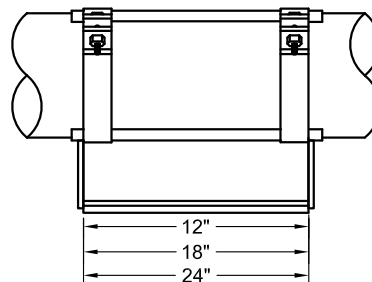
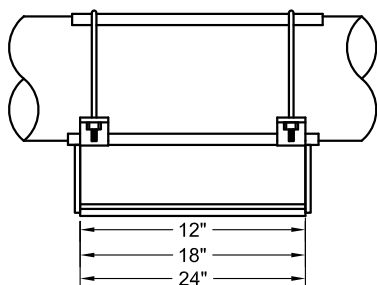
Fig. 3211

Fig. 3221

Front view:



Side view:



Dimensions								
Pipe Size	Pipe OD	A	B	C	BOP	H	BOP	H
6	6.625	4	10 1/4	12	4	7 5/16	6	9 5/16
8	8.6250	4	12 1/2	14 1/4	4	8 5/16	6	10 5/16
10	10.75	4	14 1/2	17 5/8	4	9 3/8	6	11 3/8
12	12.75	8	17 1/4	19 5/8	4	10 3/8	6	12 3/8
14	14	8	18 1/2	21 3/4	4	11	6	13
16	16	8	20 1/4	23 3/4	4	12	6	14
18	18	8	22 1/2	26 1/2	4	13	6	15
20	20	10	24 1/2	28 3/4	4	14	6	16
22	22	10	26 1/2	31 1/2	4	15	6	17
24	24	10	28 3/4	34 1/2	4	16	6	18
30	30	10	34 3/4	43	4	19	6	21
36	36	10	40 3/4	44 3/4	4	22	6	24
42	42	10	46 3/4	50 3/4	4	25	6	27

Notes & Specifications:

- Standard BOP dimension is 4" or 6". Custom dimensions available upon request.
- Standard length dimension is 12", 18" or 24". Custom dimensions available upon request.
- Material is CS HDG. Different finishes available upon request.
- Maximum operating temperature is 400°F
- ProTek Wear Pad to have 120 degrees of coverage
- U-bolt and wear pad can be substituted with coated ProTek U-Bolt upon request.

ITEM	QTY	DESCRIPTION	MATERIAL
1	1	Figure 3211 Pipe Shoe	CS HDG shoe + FRP wear pad
2	1	Figure 3221 Pipe Shoe	CS HDG shoe + FRP wear pad

CUSTOMER: _____
 DATE: _____
 CO NAME: _____
 CONTACT: _____
 TEL. NO. _____
 E-MAIL: _____
 RFQ: _____
 PO: _____
 REF: _____

DWN. _____ DATE 5/26/15
 CHK. _____
 ENG. _____
 APPR. _____
 MFG. _____ APP
 SO. _____

ADVANCED PIPING PRODUCTS
 5611 Guhn Road Houston TX, 77040
 Tel. 713-956-2922 Fax 713-956-4090
 www.appinc.co

DWG DESCRIPTION
 Double T-Slide Metallic Pipe Shoe with ProTek
 Wear Pad Liner

SIZE A DTPSL0515 REV. 0
 SCALE None SHEET 1 OF 1

NEXT ASSY

QTY